

Weights

Operating weight	1781 kg
Additional weight for cab with heating	96 kg
Additional weight for long dipperstick	6 kg
Additional weight for counter weight	50 kg
Additional weight for long dozer blade	9 kg
Ground pressure with rubber tracks	32.40 kPa

Engine

Make / model	Kubota / D722-E2B-BCZ-7
Fuel	Diesel
Number of cylinders	3
Displacement	0.72 L
Maximum NET power (ISO 9249)	9.9 kW
Maximum NET torque (ISO 9249)	42.3 Nm

Performance

Digging force, dipperstick (ISO 6015)	10371 N
Digging force, long dipperstick (ISO 6015)	9279 N
Digging force, bucket (ISO 6015)	20835 N
Drawbar pull	19380 N
Travel speed, low range	2.5 km/h
Travel speed, high range	4.0 km/h

Hydraulic System

Pump type	Dual piston pump with gear pump
Pump capacity	41.30 L/min
Pump 1 capacity at 2500 RPM	11.30 L/min
Pump 2 and 3 capacity at 2500 RPM	15.00 L/min
Auxiliary flow	30.00 L/min
Auxiliary relief	180.0 bar
Boom port relief base and rod end	210.0 - 250.0 bar

Slew System

Boom swing, left	80.0°
Boom swing, right	60.0°
Slew rate	8.4 RPM

Fluid Capacities

Cooling system	3.30 L
Engine lubrication plus oil filter	3.30 L
Fuel reservoir	19.00 L
Hydraulic system	19.00 L

Environmental

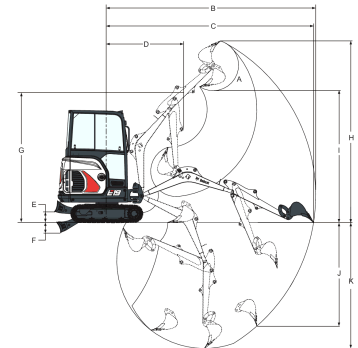
Noise level LpA(EU Directive 2006/42/EC)	79 dB(A)
Noise level LWA(EU Directive 2000/14/EC)	93 dB(A)
Whole body vibration (ISO 2631-1)	0.74 ms ⁻²
Hand-arm vibration (ISO 5349-1)	1.42 ms ⁻²
Hand-arm vibration (ISO 5349-1) Uncertainty	0.37 ms ⁻²

Standard Features

TOPS/ROPS/FOPS canopy ¹	Full fuel warning alarm
980 mm dozer blade with two 190 mm blade extensions	Battery kill switch
Exposed counterweight with 4 mm steel tailgate	Cupholders
230 mm rubber track	Foldable and ergonomic pedals
Double acting auxiliary hydraulics with quick couplers	Hydraulically retractable undercarriage from 1360 mm to 980 mm
Control console locks	Upper structure four point tie down
Horn	Work light
Hydraulic joystick controls	Engine with auto shutdown
Retractable seat belt	Hydraulic and travel control lockout
Two-speed travel	Warranty: 12 months, 2000 hours (whichever occurs first)

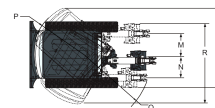
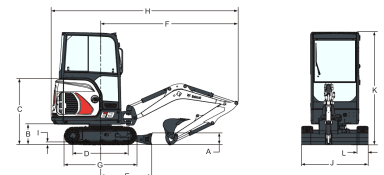
1. Roll Over Protective Structure (ROPS) – Meets requirements of ISO 3471. Tip Over Protective Structure (TOPS) – Meets requirements of ISO 12117. Falling Object Protective Structure (FOPS) - Meets requirements of ISO 3449.

Working Range



(A)	196.0°	(G)	2564.0 mm
(B)	4084.0 mm	(H)	3573.0 mm
(B*)	4257.0 mm	(H*)	3701.0 mm
(C)	4039.0 mm	(I)	2566.0 mm
(C*)	4214.0 mm	(I*)	2693.0 mm
(D)	1542.0 mm	(J)	1948.0 mm
(D*)	1561.0 mm	(J*)	2115.0 mm
(E)	220.0 mm	(K)	2385.0 mm
(F)	204.0 mm	(K*)	2565.0 mm

Dimensions



(A)	235.0 mm	(J)	980.0 mm
(B)	419.0 mm	(J*)	1360.0 mm
(C)	1340.0 mm	(K)	2299.0 mm
(D)	1114.0 mm	(L)	230.0 mm
(E)	1045.0 mm	(M)	433.0 mm
(F)	2832.0 mm	(N)	589.0 mm
(G)	1476.0 mm	(O)	1154.0 mm
(H)	3831.0 mm	(P)	1009.0 mm
(H*)	3812.0 mm	(Q)	1801.0 mm
(I)	25.0 mm	(R)	1645.0 mm

Options

TOPS/ROPS cab with heater	2nd Auxiliary hydraulics
Keyless start	Auxiliary hydraulic line on arm
Travel motion alarm	Boom load holding valve
Cab enclosure, vinyl	Hydraulic clamp
Cab/canopy light kit	Comfort package (Superior seat for canopy or cloth suspension seat for cab, Autospeed shift, Aux and Off-set pilot control)
Special applications kit	Klac and Lehnhoff couplers
Long dipperstick	Object handling certification
Long dozer blade	Additional counterweight
AM/FM MP3 stereo radio	